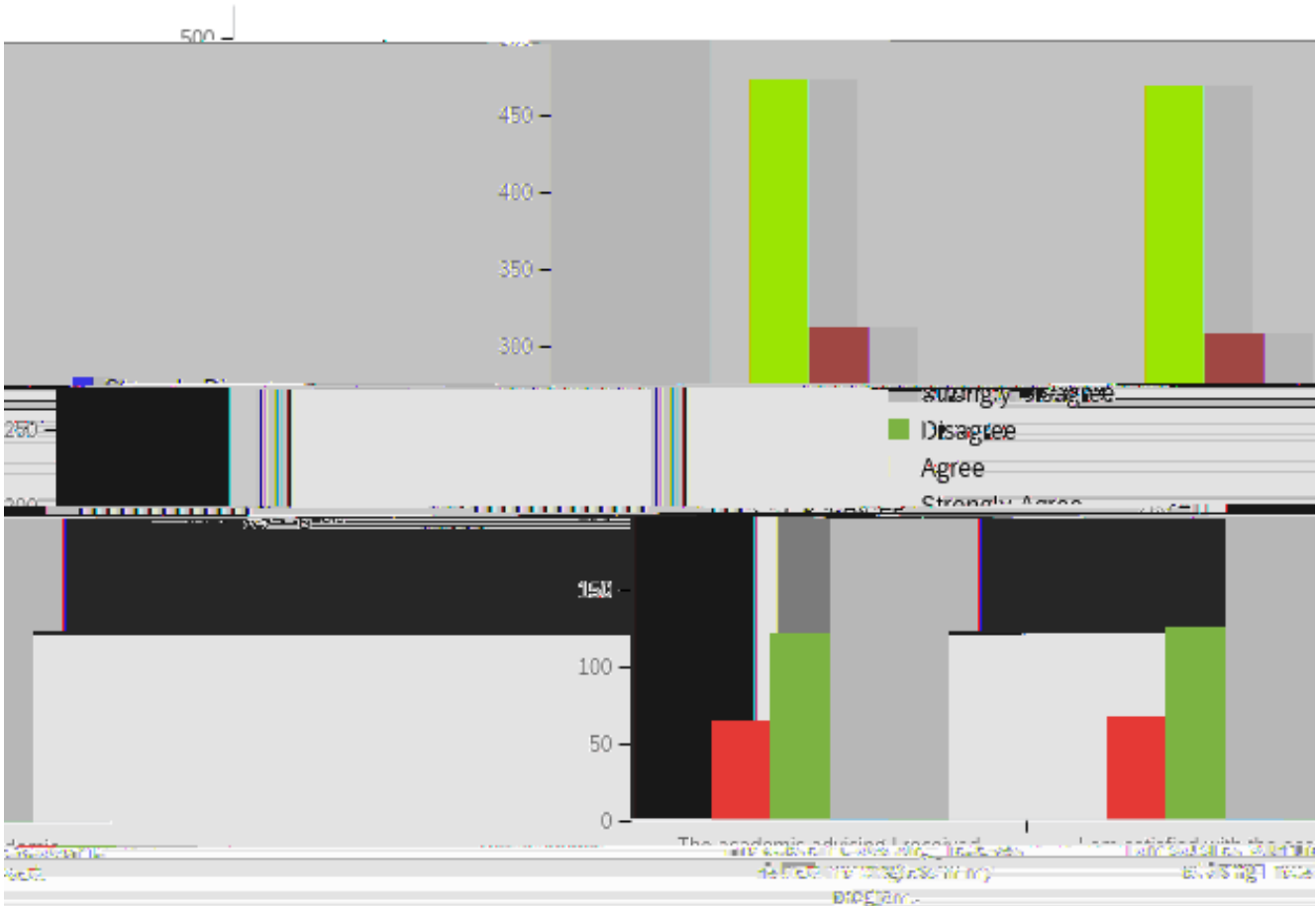




Graduate Student Survey: Item Frequency Report

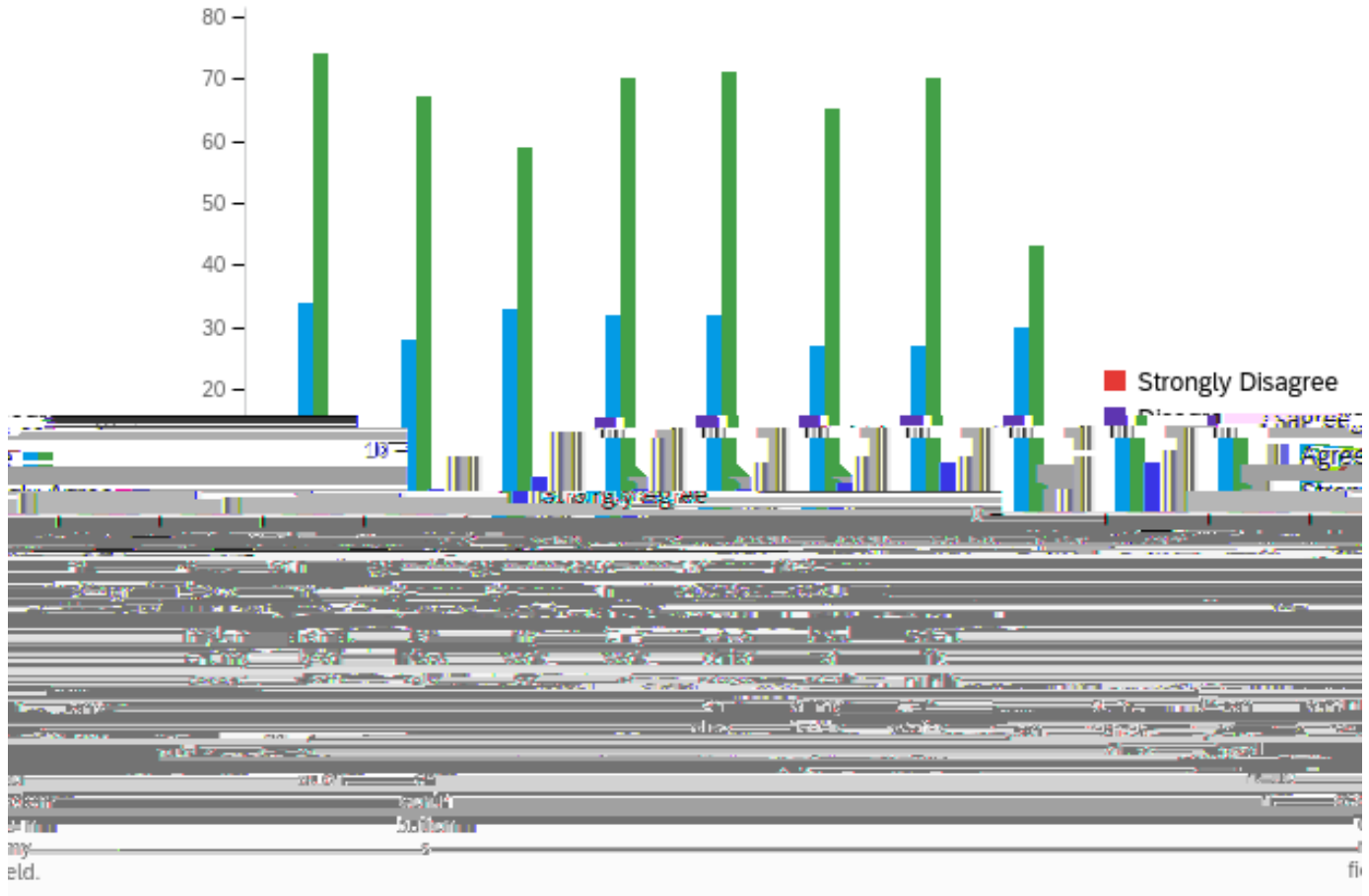
Fall 2021

Office of Institutional Effectiveness




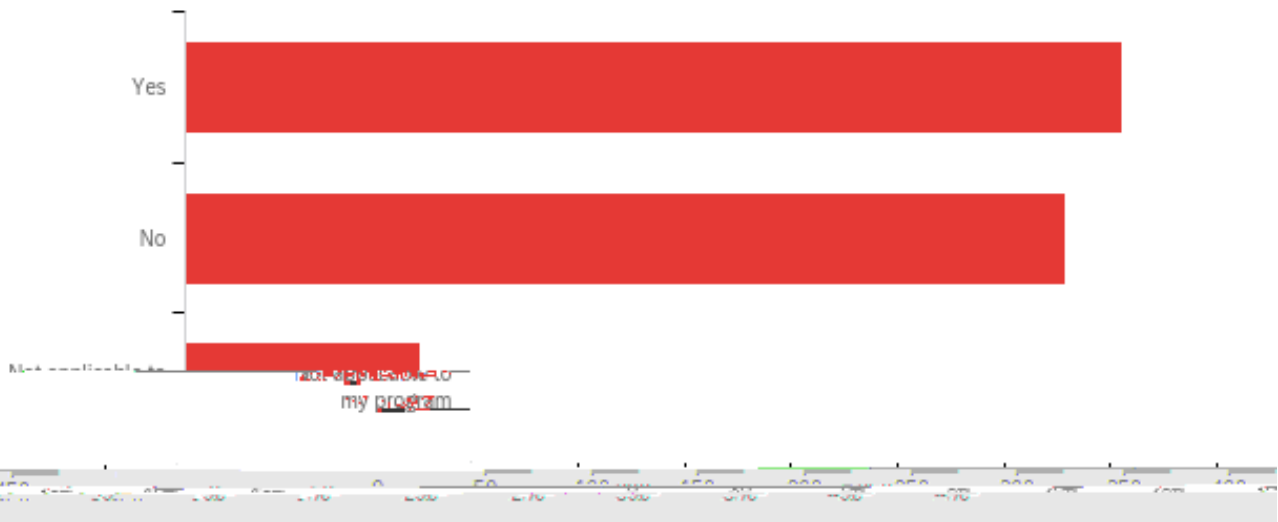
1	The academic advising I received helped me progress in my program.	6.70%	12.47%	48.76%	32.06%	970
2	I am satisfied with the academic advising I received.	6.92%	12.91%	48.35%	31.82%	968






1	Helps me design and implement my research plan.	3.31%	7.44%	28.10%	61.16%	121
2	Provides feedback promptly on drafts of my thesis/dissertation.	5.26%	11.40%	24.56%	58.77%	114
3	Helps with my transition into a role as a professional or academic in my field.	3.70%	11.11%	30.56%	54.63%	108
4	Encourages me to submit my work for publication.	3.51%	7.02%	28.07%	61.40%	114
5	Encourages me to present my work at conferences.	4.27%	7.69%	27.35%	60.68%	117
6	Collaborates with me on research for presentation or publication.	7.34%	8.26%	24.77%	59.63%	109
7	Gives the appropriate level of credit to me for my research contributions	2.88%	3.85%	25.96%	67.31%	104
8	Asks me to co-author scientific publications	8.79%	10.99%	32.97%		

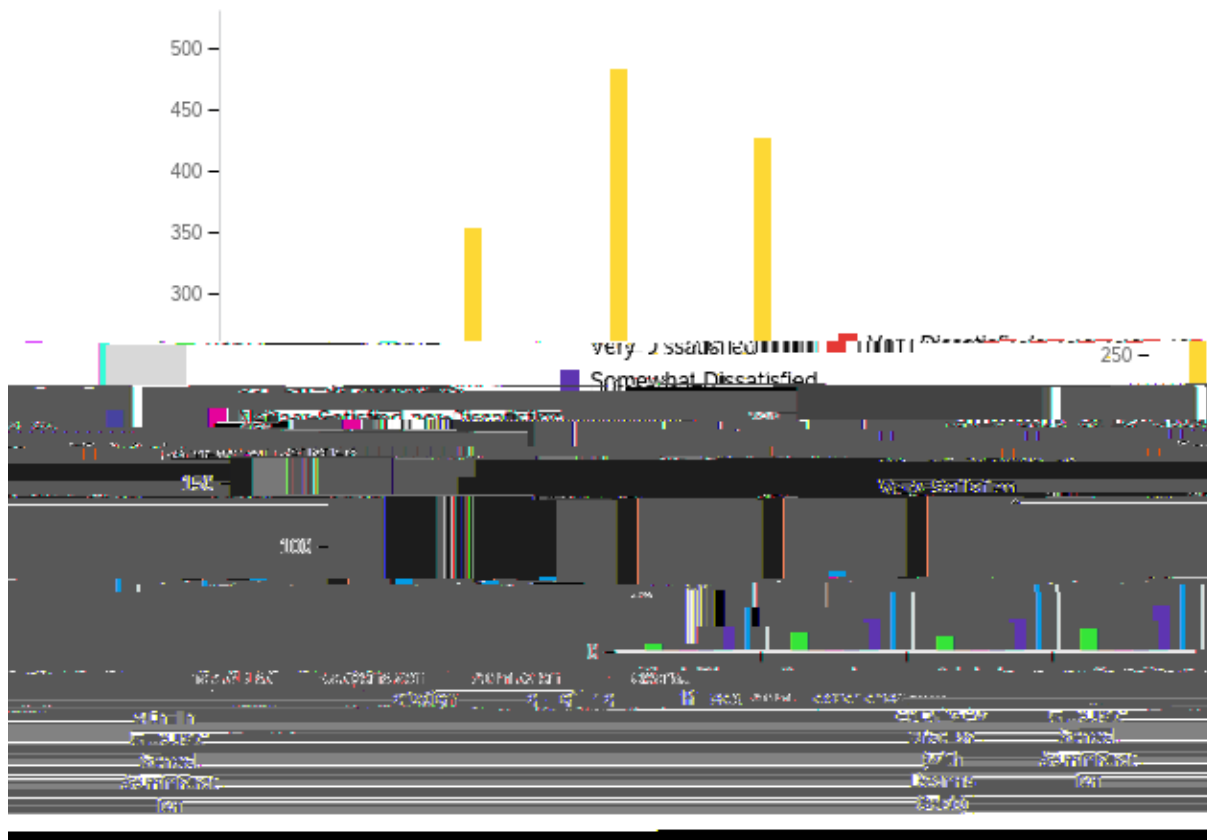




1	Yes	45.69%	440
2	No	42.89%	413
3	Not applicable to my program	11.42%	110
	Total	100%	963







1	Thesis/Dissertation edit/review process (with Deanna Cobb)	4.48%	0.75%	26.87%	14.93%	52.99%	134
2	Responsiveness of The Graduate School Administration	2.57%	4.17%	11.88%	24.72%	56.66%	623
3	Admission Process	1.55%	3.48%	6.97%	25.81%	62.19%	775
4	Overall experience with The Graduate School Administration	2.33%	4.80%	10.38%	27.11%	55.38%	771



